


ORACLE



**MISSION TO TRAIN THE
STUDENT WELL
ESTABLISHED SOCIETY
WITH A POOL OF HUMAN
TALENTS TO FULLFILL THE
REQUIREMENTS
COMPANY/NATION WITH
SYSTEMATICS APPROA
CH!**

A journey to excellence




ABOUT

ORACLE AGASTYAS SOLUTIONS

AGASTYAS SOLUTIONS is provides a well-known professional's **ORACLE** training.

ORACLE Course offered at AGASTYAS SOLUTIONS are devised with best practices recommended by Google and other leading search engines. Our strategies are developed with many years of experience. We are passionate about **ORACLE** and that's why our strategies **WORK!** We are sure our sound knowledge and effective **ORACLE** principles will turn you into an **ORACLE** Professional.



OUR MOTO!

TO TRAIN AND MAKE
EVERYSTUDENT AN
OUTSTANDING ORACLE
PROFESSIONALS.



OUR STUDENTS WORKS AT



AGASTYA SOLUTIONS


A journey to excellence



INTRODUCTION



- # OBJECTIVES
- # ORACLE9I
- # ORACLE9I APPLICATION SERVER
- # ORACLE9I DATABASE
- # RELATIONAL AND OBJECT RELATIONAL DATABASE MANAGEMENT SYSTEM
- # ORACLE INTERNET PLATFORM
- # SYSTEM DEVELOPMENT LIFE CYCLE
- # DATA STORAGE ON DIFFERENT MEDIA
- # RELATIONAL DATABASE CONCEPT
- # DEFINITION OF A RELATIONAL DATABASE
- # DATA MODELS
- # ENTITY RELATIONSHIP MODEL
- # ENTITY RELATIONSHIP MODELING CONVENTIONS
- # RELATING MULTIPLE TABLES RELATIONAL DATABASE TERMINOLOGY



- ✚ RELATIONAL DATABASE PROPERTIES
- ✚ COMMUNICATING WITH A RDBMS USING SQL
RELATIONAL DATABASE MANAGEMENT
SYSTEM
- ✚ SQL STATEMENTS
- ✚ TABLES USED IN THE COURSE



WRITING BASIC SQL SELECT STATEMENTS




- ✚ OBJECTIVES
- ✚ CAPABILITIES OF SQL SELECT
STATEMENTS
- ✚ BASIC SELECT STATEMENT
- ✚ SELECTING ALL COLUMNS
- ✚ SELECTING SPECIFIC COLUMNS
- ✚ WRITING SQL STATEMENTS
- ✚ COLUMN HEADING DEFAULTS
- ✚ ARITHMETIC EXPRESSIONS
- ✚ USING ARITHMETIC OPERATORS





- # OPERATOR PRECEDENCE
- # USING PARENTHESES
- # DEFINING A NULL VALUE
- # NULL VALUES IN ARITHMETIC EXPRESSIONS
- # DEFINING A COLUMN ALIAS
- # USING COLUMN ALIASES
- # CONCATENATION OPERATOR
- # USING THE CONCATENATION OPERATOR
- # LITERAL CHARACTER STRINGS
- # USING LITERAL CHARACTER STRINGS
- # DUPLICATE ROWS
- # ELIMINATING DUPLICATE ROWS
- # SQL AND /SQL*PLUS INTERACTION
- # SQL STATEMENTS VERSUS ISQL*PLUS
COMMANDS
- # OVERVIEW OF /SQL*PLUS
- # LOGGING IN TO /SQL*PLUS
- # THE /SQL*PLUS ENVIRONMENT
- # DISPLAYING TABLE STRUCTURE






- # INTERACTING WITH SCRIPT FILES
- # SUMMARY
- # PRACTICE OVERVIEW

RESTRICTING AND SORTING DATA

- # OBJECTIVES
- # LIMITING ROWS USING A SELECTION
- # LIMITING THE ROWS SELECTED
- # USING THE WHERE CLAUSE
- # CHARACTER STRINGS AND DATES
- # COMPARISON CONDITIONS
- # USING COMPARISON CONDITIONS
- # OTHER COMPARISON CONDITIONS
- # USING THE BETWEEN CONDITION
- # USING THE IN CONDITION
- # USING THE LIKE CONDITION
- # USING THE NULL CONDITIONS
- # LOGICAL CONDITIONS
- # USING THE AND OPERATOR




- # USING THE OR OPERATOR
- # USING THE NOT OPERATOR
- # RULES OF PRECEDENCE
- # ORDER BY CLAUSE
- # SORTING IN DESCENDING ORDER
- # SORTING BY COLUMN ALIAS
- # SORTING BY MULTIPLE COLUMNS
- # SUMMARY
- # PRACTICE 2 OVERVIEW





SINGLE-ROW FUNCTIONS


- # OBJECTIVES
- # SQL FUNCTIONS
- # TWO TYPES OF SQL FUNCTIONS
- # SINGLE-ROW FUNCTIONS
- # SINGLE-ROW FUNCTIONS
- # CHARACTER FUNCTIONS
- # CHARACTER FUNCTIONS
- # CASE MANIPULATION FUNCTIONS



- # USING CASE MANIPULATION FUNCTIONS
- # CHARACTER-MANIPULATION FUNCTIONS
- # USING THE CHARACTER-MANIPULATION FUNCTIONS
- # NUMBER FUNCTIONS
- # USING THE ROUND FUNCTION
- # USING THE TRUNC FUNCTION
- # USING THE MOD FUNCTION
- # WORKING WITH DATES
- # ARITHMETIC WITH DATES
- # USING ARITHMETIC OPERATORS WITH DATES
- # DATE FUNCTIONS
- # USING DATE FUNCTIONS
- # PRACTICE 3, PART ONE: OVERVIEW
- # CONVERSION FUNCTIONS
- # IMPLICIT DATA TYPE CONVERSION
- # EXPLICIT DATA TYPE CONVERSION
- # USING THE TO_CHAR FUNCTION WITH DATES



- #ELEMENTS OF THE DATE FORMAT MODEL
- #USING THE TO_CHAR FUNCTION WITH DATES
- #USING THE TO_CHAR FUNCTION WITH NUMBERS
- #USING THE TO_NUMBER AND TO_DATE FUNCTIONS
- #RR DATE FORMAT
- #EXAMPLE OF RR DATE FORMAT
- #NESTING FUNCTIONS
- #GENERAL FUNCTIONS
- #NVL FUNCTION
- #USING THE NVL FUNCTION
- #USING THE NVL2 FUNCTION
- #USING THE NULLIF FUNCTION
- #USING THE COALESCE FUNCTION
- #CONDITIONAL EXPRESSIONS
- #THE CASE EXPRESSION
- #USING THE CASE EXPRESSION
- #THE DECODE FUNCTION






- # USING THE DECODE FUNCTION
- # SUMMARY
- # PRACTICE 3, PART TWO: OVERVIEW

DISPLAYING DATA FROM MULTIPLE TABLES

- # OBJECTIVES
- # OBTAINING DATA FROM MULTIPLE TABLES
- # CARTESIAN PRODUCTS
- # GENERATING A CARTESIAN PRODUCT
- # TYPES OF JOINS
- # JOINING TABLES USING ORACLE SYNTAX
- # WHAT IS AN EQUIJOIN?
- # RETRIEVING RECORDS WITH EQUIJOINS
- # ADDITIONAL SEARCH CONDITIONS USING THE AND OPERATOR
- # QUALIFYING AMBIGUOUS COLUMN NAMES
- # USING TABLE ALIASES
- # JOINING MORE THAN TWO TABLES



- #NON-EQUIJOINS
- #RETRIEVING RECORDS WITH NON-EQUIJOINS
- #OUTER JOINS
- #OUTER JOINS SYNTAX
- #USING OUTER JOINS
- #SELF JOINS
- #JOINING A TABLE TO ITSELF
- #PRACTICE 4, PART ONE: OVERVIEW
- #JOINING TABLES USING SQL: 1999 SYNTAX
- #CREATING CROSS JOINS
- #CREATING NATURAL JOINS
- #RETRIEVING RECORDS WITH NATURAL JOINS
- #CREATING JOINS WITH THE USING CLAUSE
- #RETRIEVING RECORDS WITH
THE USING CLAUSE
- #CREATING JOINS WITH THE ON CLAUSE
- #RETRIEVING RECORDS WITH THE ON CLAUSE
- #CREATING THREE-WAY JOINS
WITH THE ON CLAUSE




- # INNER VERSUS OUTER JOINS
- # LEFT OUTER JOIN
- # RIGHT OUTER JOIN
- # FULL OUTER JOIN
- # ADDITIONAL CONDITIONS
- # SUMMARY
- # PRACTICE 4, PART TWO: OVERVIEW



AGGREGATING DATA USING GROUP FUNCTIONS

- # OBJECTIVES
- # WHAT ARE GROUP FUNCTIONS?
- # TYPES OF GROUP FUNCTIONS
- # GROUP FUNCTIONS SYNTAX
- # USING THE AVG AND SUM FUNCTIONS
- # USING THE MIN AND MAX FUNCTIONS
- # USING THE COUNT FUNCTION
- # USING THE DISTINCT KEYWORD



✚ GROUP FUNCTIONS AND NULL VALUES

✚ USING THE NVL FUNCTION WITH GROUP FUNCTIONS

✚ CREATING GROUPS OF DATA

✚ CREATING GROUPS OF DATA: THE GROUP BY CLAUSE SYNTAX

✚ USING THE GROUP BY CLAUSE

✚ GROUPING BY MORE THAN ONE COLUMN

✚ USING THE GROUP BY CLAUSE ON MULTIPLE COLUMNS

✚ ILLEGAL QUERIES USING GROUP FUNCTIONS

✚ EXCLUDING GROUP RESULTS


✚ EXCLUDING GROUP RESULTS: THE HAVING CLAUSE

✚ USING THE HAVING CLAUSE

✚ NESTING GROUP FUNCTIONS

✚ SUMMARY

✚ PRACTICE 5 OVERVIEW





SUBQUERIES

- # OBJECTIVES
- # USING A SUBQUERY TO SOLVE A PROBLEM
- # SUBQUERY SYNTAX
- # USING A SUBQUERY
- # GUIDELINES FOR USING SUBQUERIES
- # TYPES OF SUBQUERIES
- # SINGLE-ROW SUBQUERIES
- # EXECUTING SINGLE-ROW SUBQUERIES
- # USING GROUP FUNCTIONS IN A SUBQUERY
- # THE HAVING CLAUSE WITH SUBQUERIES
- # WHAT IS WRONG WITH THIS STATEMENT?
- # WILL THIS STATEMENT RETURN ROWS?
- # MULTIPLE-ROW SUBQUERIES
- # USING THE ANY OPERATOR IN MULTIPLE-ROW SUBQUERIES
- # USING THE ALL OPERATOR IN MULTIPLE-ROW SUBQUERIES
- # NULL VALUES IN A SUBQUERY





✚SUMMARY

✚PRACTICE 6 OVERVIEW

PRODUCING READABLE OUTPUT WITH /SQL*PLUS

✚OBJECTIVES

✚SUBSTITUTION VARIABLES

✚USING THE & SUBSTITUTION VARIABLE

✚CHARACTER AND DATE VALUES WITH

SUBSTITUTION VARIABLES

✚SPECIFYING COLUMN NAMES,

EXPRESSIONS, AND TEXT

✚DEFINING SUBSTITUTION VARIABLES

✚DEFINE AND UNDEFINE COMMANDS

✚USING THE DEFINE COMMAND WITH &

SUBSTITUTION VARIABLE

✚USING THE && SUBSTITUTION VARIABLE

✚USING THE VERIFY COMMAND




- #CUSTOMIZING THE ISQL*PLUS ENVIRONMENT
- #SET COMMAND VARIABLES
- #/SQL*PLUS FORMAT COMMANDS
- #THE COLUMN COMMAND
- #USING THE COLUMN COMMAND
- #COLUMN FORMAT MODELS
- #USING THE BREAK COMMAND
- #USING THE TTITLE AND BTITLE COMMANDS
- #CREATING A SCRIPT FILE TO RUN A REPORT
- #SAMPLE REPORT
- #SUMMARY
- #PRACTICE 7 OVERVIEW



8 MANIPULATING DATA

- #OBJECTIVES
- #DATA MANIPULATION LANGUAGE
- #ADDING A NEW ROW TO A TABLE
- #THE INSERT STATEMENT SYNTAX
- #INSERTING NEW ROWS



✚ INSERTING ROWS WITH NULL VALUES

✚ INSERTING SPECIAL VALUES

✚ INSERTING SPECIFIC DATE VALUES

✚ CREATING A SCRIPT

✚ COPYING ROWS FROM ANOTHER TABLE

✚ CHANGING DATA IN A TABLE

✚ THE UPDATE STATEMENT SYNTAX

✚ UPDATING ROWS IN A TABLE

✚ UPDATING TWO COLUMNS WITH A SUBQUERY

✚ UPDATING ROWS BASED ON ANOTHER TABLE

✚ UPDATING ROWS: INTEGRITY CONSTRAINT

ERROR

✚ REMOVING A ROW FROM A TABLE


✚ THE DELETE STATEMENT

✚ DELETING ROWS FROM A TABLE

✚ DELETING ROWS BASED ON ANOTHER TABLE

✚ DELETING ROWS: INTEGRITY CONSTRAINT

ERROR



✚ USING A SUBQUERY IN AN INSERT STATEMENT

✚ USING THE WITH CHECK OPTION

KEYWORD ON DML STATEMENTS

✚ OVERVIEW OF THE EXPLICIT

DEFAULT FEATURE

✚ USING EXPLICIT DEFAULT VALUES

✚ THE MERGE STATEMENT

✚ THE MERGE STATEMENT SYNTAX

✚ MERGING ROWS

✚ DATABASE TRANSACTIONS

✚ ADVANTAGES OF COMMIT AND

ROLLBACK STATEMENTS

✚ CONTROLLING TRANSACTIONS

✚ ROLLING BACK CHANGES TO A MARKER


✚ IMPLICIT TRANSACTION PROCESSING

✚ STATE OF THE DATA BEFORE

COMMIT OR ROLLBACK

✚ STATE OF THE DATA AFTER COMMIT

✚ COMMITTING DATA



- # STATE OF THE DATA AFTER ROLLBACK
- # STATEMENT-LEVEL ROLLBACK
- # READ CONSISTENCY
- # IMPLEMENTATION OF READ CONSISTENCY
- # LOCKING
- # IMPLICIT LOCKING
- # SUMMARY
- # PRACTICE 8 OVERVIEW
- # READ CONSISTENCY EXAMPLE




CREATING AND MANAGING TABLES

- # OBJECTIVES
- # DATABASE OBJECTS
- # NAMING RULES
- # THE CREATE TABLE STATEMENT
- # REFERENCING ANOTHER USER'S TABLES
- # THE DEFAULT OPTION
- # CREATING TABLES
- # TABLES IN THE ORACLE DATABASE





- # QUERYING THE DATA DICTIONARY
- # DATA TYPES
- # DATETIME DATA TYPES
- # TIMESTAMP WITH TIME ZONE DATA TYPE
- # TIMESTAMP WITH LOCAL TIME DATA TYPE
- # INTERVAL YEAR TO MONTH DATA TYPE
- # INTERVAL DAY TO SECOND DATA TYPE
- # CREATING A TABLE BY USING A SUBQUERY SYNTAX
- # CREATING A TABLE BY USING A SUBQUERY
- # THE ALTER TABLE STATEMENT
- # ADDING A COLUMN
- # MODIFYING A COLUMN
- # DROPPING A COLUMN
- # THE SET UNUSED OPTION
- # DROPPING A TABLE
- # CHANGING THE NAME OF AN OBJECT
- # TRUNCATING A TABLE
- # ADDING COMMENTS TO A TABLE





✚SUMMARY

✚PRACTICE 9 OVERVIEW

INCLUDING CONSTRAINTS

✚OBJECTIVES

✚WHAT ARE CONSTRAINTS?

✚CONSTRAINT GUIDELINES

✚DEFINING CONSTRAINTS

✚THE NOT NULL CONSTRAINT

✚THE UNIQUE CONSTRAINT

✚THE PRIMARY KEY CONSTRAINT

✚THE FOREIGN KEY CONSTRAINT

✚FOREIGN KEY CONSTRAINT KEYWORDS

✚THE CHECK CONSTRAINT


✚ADDING A CONSTRAINT SYNTAX

✚ADDING A CONSTRAINT

✚DROPPING A CONSTRAINT

✚DISABLING CONSTRAINTS

✚ENABLING CONSTRAINTS




- # CASCADING CONSTRAINTS
- # VIEWING CONSTRAINTS
- # VIEWING THE COLUMNS ASSOCIATED WITH CONSTRAINTS
- # SUMMARY
- # PRACTICE 10 OVERVIEW



CREATING VIEWS

- # OBJECTIVES
- # DATABASE OBJECTS
- # WHAT IS A VIEW?
- # WHY USE VIEWS?
- # SIMPLE VIEWS AND COMPLEX VIEWS
- # CREATING A VIEW
- # RETRIEVING DATA FROM A VIEW
- # QUERYING A VIEW
- # MODIFYING A VIEW
- # CREATING A COMPLEX VIEW





➤ RULES FOR PERFORMING DML

OPERATIONS ON A VIEW

➤ USING THE WITH CHECK OPTION CLAUSE

➤ DENYING DML OPERATIONS

➤ REMOVING A VIEW

➤ INLINE VIEWS

➤ TOP-N ANALYSIS

➤ PERFORMING TOP-N ANALYSIS

➤ EXAMPLE OF TOP-N ANALYSIS

➤ SUMMARY

➤ PRACTICE 11 OVERVIEW



OTHER DATABASE OBJECTS

➤ OBJECTIVES

➤ DATABASE OBJECTS

➤ WHAT IS A SEQUENCE?

➤ THE CREATE SEQUENCE STATEMENT SYNTAX


➤ CREATING A SEQUENCE

➤ CONFIRMING SEQUENCES





- #NEXTVAL AND CURRVAL
- PSEUDOCOLUMNS
- #USING A SEQUENCE
- #MODIFYING A SEQUENCE
- #GUIDELINES FOR MODIFYING A SEQUENCE
- #REMOVING A SEQUENCE
- #WHAT IS AN INDEX?
- #HOW ARE INDEXES CREATED?
- #CREATING AN INDEX
- #WHEN TO CREATE AN INDEX
- #WHEN NOT TO CREATE AN INDEX
- #CONFIRMING INDEXES
- #FUNCTION-BASED INDEXES
- #REMOVING AN INDEX
- #SYNONYMS
- #CREATING AND REMOVING SYNONYMS
- #SUMMARY
- #PRACTICE 12 OVERVIEW



CONTROLLING USER ACCESS



✚ OBJECTIVES

✚ CONTROLLING USER ACCESS

✚ PRIVILEGES

✚ SYSTEM PRIVILEGES

✚ CREATING USERS

✚ USER SYSTEM PRIVILEGES

✚ GRANTING SYSTEM PRIVILEGES

✚ WHAT IS A ROLE?

✚ CREATING AND GRANTING
PRIVILEGES TO A ROLE

✚ CHANGING YOUR PASSWORD


✚ OBJECT PRIVILEGES

✚ GRANTING OBJECT PRIVILEGES

✚ USING THE WITH GRANT OPTION AND
PUBLIC KEYWORDS

✚ CONFIRMING PRIVILEGES GRANTED

✚ HOW TO REVOKE OBJECT
PRIVILEGES



- ✚ REVOKING OBJECT PRIVILEGES
- ✚ DATABASE LINKS
- ✚ SUMMARY
- ✚ PRACTICE 13 OVERVIEW



SQL WORKSHOP

- ✚ WORKSHOP OVERVIEW




USING SET OPERATORS

- ✚ OBJECTIVES
- ✚ THE SET OPERATORS
- ✚ TABLES USED IN THIS LESSON
- ✚ THE UNION OPERATOR
- ✚ USING THE UNION OPERATOR
- ✚ THE UNION ALL OPERATOR
- ✚ USING THE UNION ALL OPERATOR
- ✚ THE INTERSECT OPERATOR
- ✚ USING THE INTERSECT OPERATOR
- ✚ THE MINUS OPERATOR



- # SET OPERATOR GUIDELINES
- # THE ORACLE SERVER AND SET OPERATORS
- # MATCHING THE SELECT STATEMENTS
- # CONTROLLING THE ORDER OF ROWS
- # SUMMARY
- # PRACTICE 15 OVERVIEW



ORACLE9I DATETIME FUNCTIONS

- # OBJECTIVES
- # TIME ZONES
- # ORACLE9I DATETIME SUPPORT
- # TZ_OFFSET
- # CURRENT_DATE
- # CURRENT_TIMESTAMP
- # LOCALTIMESTAMP
- # DBTIMEZONE AND SESSIONTIMEZONE
- # EXTRACT
- # TIMESTAMP CONVERSION USING FROM_TZ




- # STRING TO TIMESTAMP CONVERSION USING
TO_TIMESTAMP AND TO_TIMESTAMP_TZ
- # TIME INTERVAL CONVERSION WITH
TO_YMINTERVAL
- # SUMMARY
- # PRACTICE 16 OVERVIEW



ENHANCEMENTS TO THE GROUP BY CLAUSE

- # OBJECTIVES
- # REVIEW OF GROUP FUNCTIONS
- # REVIEW OF THE GROUP BY CLAUSE
- # REVIEW OF THE HAVING CLAUSE
- # GROUP BY WITH ROLLUP AND CUBE
OPERATORS
- # ROLLUP OPERATOR
- # ROLLUP OPERATOR EXAMPLE
- # CUBE OPERATOR
- # CUBE OPERATOR: EXAMPLE



✚ GROUPING FUNCTION

✚ GROUPING FUNCTION: EXAMPLE

✚ GROUPING SETS

✚ GROUPING SETS: EXAMPLE

✚ COMPOSITE COLUMNS

✚ COMPOSITE COLUMNS: EXAMPLE

✚ CONCATENATED GROUPINGS

✚ CONCATENATED GROUPINGS EXAMPLE

✚ SUMMARY

✚ PRACTICE 17 OVERVIEW



ADVANCED SUBQUERIES

✚ OBJECTIVES

✚ WHAT IS A SUBQUERY?

✚ SUBQUERIES

✚ USING A SUBQUERY

✚ MULTIPLE-COLUMN SUBQUERIES

✚ COLUMN COMPARISONS

✚ PAIRWISE COMPARISON SUBQUERY



- #NONPAIRWISE COMPARISON SUBQUERY
- #USING A SUBQUERY IN THE FROM CLAUSE
- #SCALAR SUBQUERY EXPRESSIONS
- #SCALAR SUBQUERIES: EXAMPLES
- #CORRELATED SUBQUERIES
- #USING CORRELATED SUBQUERIES
- #USING THE EXISTS OPERATOR
- #USING THE NOT EXISTS OPERATOR
- #CORRELATED UPDATE
- #CORRELATED DELETE
- #THE WITH CLAUSE
- #WITH CLAUSE: EXAMPLE
- #SUMMARY
- #PRACTICE 18 OVERVIEW



HIERARCHICAL RETRIEVAL



- #OBJECTIVES
- #SAMPLE DATA FROM THE EMPLOYEES TABLE
- #NATURAL TREE STRUCTURE




- # HIERARCHICAL QUERIES
- # WALKING THE TREE
- # WALKING THE TREE: FROM THE BOTTOM UP
- # WALKING THE TREE: FROM THE TOP DOWN
- # RANKING ROWS WITH THE LEVEL
PSEUDOCOLUMN
- # FORMATTING HIERARCHICAL REPORTS USING
LEVEL AND LPAD
- # PRUNING BRANCHES
- # SUMMARY
- # PRACTICE 19 OVERVIEW



ORACLE9I EXTENSIONS TO DML AND DDL STATEMENTS

- # OBJECTIVE
- # REVIEW OF THE INSERT STATEMENT
- # REVIEW OF THE UPDATE STATEMENT
- # OVERVIEW OF MULTITABLE INSERT
STATEMENTS



➤ OVERVIEW OF MULTITABLE INSERT STATEMENTS

➤ TYPES OF MULTITABLE INSERT STATEMENTS

➤ MULTITABLE INSERT STATEMENTS

➤ UNCONDITIONAL INSERT ALL

➤ CONDITIONAL INSERT ALL

➤ CONDITIONAL FIRST INSERT

➤ PIVOTING INSERT

➤ EXTERNAL TABLES

➤ CREATING AN EXTERNAL TABLE


➤ EXAMPLE OF CREATING AN EXTERNAL TABLE

➤ QUERYING EXTERNAL TABLES

➤ CREATE INDEX WITH CREATE TABLE STATEMENT

➤ SUMMARY

➤ PRACTICE 20 OVERVIEW



**GETTING A HIGH PAYING JOB OR
SETTING UP YOUR BUSINESS
BEST WISHES FOR YOUR GREAT
ENDEAVORS & FUTURE!**



THANK YOU!

